

SAN JUAN COUNTY, COLORADO BOARD OF COMMISSIONERS

MEETING AGENDA

March 22, 2023

Due to the continuing COVID-19 concerns, San Juan County meetings will be conducted in a hybrid virtual/in-person format. All persons including Board Members, Staff and those with appointments scheduled on the agenda may meet in person or via zoom. At risk participants are strongly encouraged to wear a mask. We encourage community members to participate via zoom. The information necessary to connect to the public meeting is listed below.

CALL TO ORDER: 6:30 P.M.

BOCC Meeting Minutes for March 8, 2023

APPOINTMENTS

6:35 P.M. Martha Johnson – Social Services Civil Rights Plan

7:20 P.M. Public Hearing – Transfer of Sunnyside Gold Properties to San Juan County

CORRESPONDENCE:

Silverton Singletrack – Colorado Parks and Wildlife Grant

NEW BUSINESS:

Region 9 2022 Performance Report

Treasure's Report

Sales Tax Update

Commissioner and Staff Reports

Public Comment

Other

Adjourn

Times listed above are approximate.

Discussion of an agenda item may occur before or after the assigned time.

Next Regular Meeting – April 12, 2023 8:30 A.M.

Join Zoom Meeting

<https://zoom.us/j/92136473203>

Meeting ID: 921 3647 3203

One tap mobile

+16699006833,,92136473203# US (San Jose)

+12532158782,,92136473203# US (Tacoma)

Dial by your location

+1 669 900 6833 US (San Jose)

+1 253 215 8782 US (Tacoma)

+1 346 248 7799 US (Houston)

+1 646 876 9923 US (New York)

+1 301 715 8592 US (Germantown)

+1 312 626 6799 US (Chicago)

Meeting ID: 921 3647 3203

SAN JUAN COUNTY BOARD OF COMMISSIONERS
REGULAR MEETING WEDNESDAY, March 8, 2023
AT 8:30 A.M.

Call to Order: The meeting was called to order by Chairman Austin Lashley. Present were Commissioners Scott Fetchenhier and Pete Maisel, County Attorney Dennis Golbricht and Administrator William Tookey.

Payment of Bills: Commissioner Fetchenhier moved to authorize payment of the warrants as presented. Commissioner Maisel seconded the motion. The motion passed unanimously.

Minutes: Commissioner Fetchenhier moved to approve the minutes of February 22, 2023 as presented. Commissioner Maisel seconded the motion. The motion passed unanimously.

Public Health Director Becky Joyce was present to provide the Commissioners with an update and to discuss the required Board of Health training. It was the consensus to set a work session prior to the March 22nd Commissioner Meeting. (The training session needs to be rescheduled because Director Joyce would not be available on the 22nd)

Road Supervisor Louis Girodo was present to provide the Commissioners with an update on the Road Department. Supervisor Girodo provided the Commissioners with his Mileage Report for the State. Commissioner Fetchenhier moved to approve the report as submitted. Commissioner Maisel seconded the motion. The motion passed unanimously.

Supervisor Girodo provided the Commissioners with a quote from Power Equipment for the purchase of a trailer. Commissioner Fetchenhier moved to approve the agreement with Power Equipment. Maisel seconded the motion. The motion passed unanimously. The delivery date for the trailer is one year out.

Mike Maxfield has announced that he is retiring. It was the consensus of the Commissioners to formally recognize Mike's contributions to the County.

County Attorney Dennis Golbricht provided the Commissioners with information concerning the Decision of Ouray County Road Case.

The Commissioners discussed the proposed Sunnyside Gold Land Transfer. The County has received the Phase I Environmental Site Assessment Report for all the properties. Rebecca Almon, Anthony Edwards and Mark Rudolph were present to help explain the process and answer questions from the Commissioners.

Commissioner Fetchenhier moved to send the proposed Sunnyside Gold Land Transfer to the San Juan Regional Planning Commission for their review during their March 21, 2023 meeting and to provide notice of a Public Hearing for the Commissioner's Meeting of March 23, 2023. Commissioner Maisel seconded the motion. The motion passed unanimously.

Having no further business, the meeting was adjourned at 11:59 A.M.

Austin Lashley, Chairman

Ladonna L. Jaramillo, County Clerk

San Juan County Department of Social Services Civil Rights Plan

San Juan County Department of Social Services
1557 Greene Street
P.O. Box 376
Silverton, CO 81433
970-387-5631

San Juan County Department of Social Services Civil Rights Contact Person:

Martha Johnson

Director

10 Burnett Court, 1st floor

Durango, CO 81301

970-382-6146

Martha.Johnson@co.laplata.co.us

The San Juan County Department of Social Services Civil Rights Plan and the San Juan County Department of Social Services Nondiscrimination and State Nondiscrimination Statements are available in the San Juan County Courthouse and on the San Juan County website

<https://sanjuancounty.colorado.gov/>

Purpose

As a recipient of Federal Financial Assistance, San Juan County Department of Social Services is responsible for providing core services to assist and support Colorado's most vulnerable individuals and families so they can meet their basic needs and be treated with respect and dignity. San Juan County Department of Social Services has a civil rights plan to ensure that all eligible individuals receive equal access to all programs, services, activities, and information. All programs are operated in a nondiscriminatory way, without regard to race, color, national origin, age, disability, sex, sexual orientation, religion, political beliefs, creed and public assistance status. In medical assistance programs, sex includes sex stereotypes and gender identity under any health program or activity receiving federal funds.

The civil rights plan also serves as a source of information for San Juan County Department of Social Services staff and the general public. The plan sets out the Agency's civil rights administrative policies and procedures, identifying key contacts within the Agency and linking the reader to applicable state and federal civil rights laws and resources.

This statement is in accordance with:

- Title VI of the Civil Rights Act of 1964
- Section 504 and Section 508 of the Rehabilitation Act of 1973
- Title II of the Americans with Disabilities Act of 1990
- The Age Discrimination Act of 1975
- Section 1557 of the Patient Protection and Affordable Care Act of 2010

U.S. Department of Health and Human Services Regulations:

- Title 45 Code of Federal Regulations (CFR) Parts 80, 84, and 91
- Title 28 CFR Part 35

State of Colorado regulations:

- Title 24 Colorado Revised Statutes (CRS) Parts 4, 6, 8 and 34
- Title 10 Code of Colorado Regulations (CCR) Section 8.100
- The Colorado Anti-Discrimination Act

Equal Access and Opportunity

San Juan County Department of Social Services' policies are intended to ensure programs, services and activities are accessible to all eligible persons without regard to race, color, national origin, age, disability, sex, sexual orientation, religion, political beliefs, creed and public assistance status.

Disability Compliance

In accordance with the requirements of Section 504 of the Rehabilitation Act of 1973 (504), Title II of the Americans with Disabilities Act of 1990 ("ADA"), and Section 1557 of the Patient Protection and Affordable Care Act of 2010, the San Juan County Department of Social Services does not discriminate against qualified individuals with disabilities on the basis of disability in employment, admission or access to, treatment or participation in, or receipt of the services and benefits under any of its programs, services and activities. The San Juan County Department of Social Services and all of its programs, services and activities are accessible to and usable by individuals with disabilities.

The San Juan County Department of Social Services will make reasonable modifications to policies, practices, procedures, and programs to ensure that individuals with disabilities have an equal opportunity to enjoy all of its programs, services and activities. For example, individuals with service animals are welcomed in the San Juan County Department of Social Services offices, even where pets are generally prohibited.

Anyone who requires an auxiliary aid or service or to request a reasonable modification to participate in a program, service or activity of the San Juan County Department of Social Services should contact the agency and/or the Civil Rights Contact Person to request. The San Juan County Department of Social Services is not required to take any action that would fundamentally alter the nature of its programs, services and activities, or impose an undue financial or administrative burden.

The San Juan County Department of Social Services will not place a surcharge on a particular individual with a disability or any group of individuals with disabilities to cover the cost of providing auxiliary aids and services or reasonable modifications, such as providing an American Sign Language (ASL) interpreter for effective communication, ensuring physical access to all areas open to the public, or assistance with filling out an Application for Public Assistance.

The San Juan County Department of Social Services has a procedure for complaints alleging disability discrimination or violations of Section 504, Title II of the ADA, or Section 1557 of the Patient Protection and Affordable Care Act of 2010.

Effective Communication Aids and Services

San Juan County Department of Social Services provides auxiliary aids and services to individuals with disabilities, and language services to individuals whose first language is not English, when needed to ensure equal opportunity and meaningful access to programs,

services and activities. San Juan County Department of Social Services will provide auxiliary aids and services in a timely way and free of charge.

Examples of free aids and services include, but are not limited to:

- Qualified sign language interpreters
- Written information in other formats
- Foreign language interpreters
- Information translated into other languages

If an individual believes that San Juan County Department of Social Services has failed to provide these services or discriminated in another way, a grievance can be filed with the Civil Rights Contact Person by mail, phone, fax, or email within sixty (60) days of the incident. The Civil Rights Contact Person can also help file the grievance.

Civil Rights Complaint Resolution Process

As part of the Agency's Civil Rights Plan and in accordance with HCPF OM 23-003, a documented process for investigating complaints of discrimination received by the agency must be created and approved by HCPF. This plan has been approved by the Department on [xx/xx/xxxx]. The San Juan County Department of Social Services is required to promptly investigate Civil Rights complaints. The complaint process for San Juan County Department of Social Services is as follows:

The Civil Rights Contact Person will be notified of all civil rights complaints as soon as possible, within 24 hours of the complaint being received by the agency or a representative of the agency. The Civil Rights Contact Person will conduct informal investigations within 60 days of receiving the complaint. A formal investigation will be completed by the Civil Rights Contact Person within 120 days. The individual who had a complaint received against them cannot be the individual conducting the investigation. If there is a potential conflict of interest, William Tookey, San Juan County Administrator, will conduct the investigation. The applicant, member and/or the individual who submitted the complaint will be able to provide information to the Civil Rights Contact Person to assist with the investigation; this can be in writing or by contacting the Civil Rights Contact person at 970-382-6146 or at Martha.Johnson@co.laplata.co.us

All complaints will be tracked by the Civil Rights Contact Person using the Agency's Civil Rights Complaint Log. Complaints will be tracked with the outcome of the investigation (founded or unfounded), process changes that were implemented based on the result of the investigation, and training provided as a result of the investigation's outcome. The complaint log will be used to monitor the progress of investigations to ensure timelines are followed. Complaint log data will be submitted to the Department (using the County Relations webform ticket <https://hcpfdev.secure.force.com/HCPFCountyRelations>) on a biannual basis (July 31st and January 31st of each year) with the first submission being January 31, 2024.

Once an investigation is completed, the Civil Rights Contact Person will notify the applicant, member, and/or individual that submitted the complaint in writing, via certified mail and email if possible, within 3 business days of the investigation being completed. If a complaint of discrimination or Civil Rights violation is investigated by the agency and the investigation finds

that the complaint is founded, the Department requires the agency to notify the Department and to take all necessary steps to correct the violation.

The Department must be provided with a detailed description of actions taken and modifications made to correct the violation within three (3) calendar days from the completion of the investigation. This information will be sent using the County Relations Webform Ticket or via email [HCPF CountyRelations@state.co.us](mailto:HCPF.CountyRelations@state.co.us). Upon receipt of the agency's investigation findings and description of its corrective action, the Department will work with the agency on any additional required steps.

Civil Rights Complaint Appeal Process

At the time of notifying the applicant, member and/or the individual that submitted the complaint of the results of the investigation, they will also be notified of the right to appeal the initial decision rendered by the Agency. Applicants, members and/or the individuals who submitted a complaint shall notify Anthony Edwards, County Liaison, in writing, of their intent to appeal a decision within thirty (30) calendar days of any decision made.

Anthony Edwards
San Juan County
1557 Greene Street
P.O. Box 466
Silverton, CO 81433

If the appeal is received by the Agency, the appeal will be forwarded to the Department and Anthony Edwards by the Civil Rights Contact Person.

When making an appeal decision, Anthony Edwards shall consider all testimony and relevant evidence introduced during the appeal. The applicant, member, or the individual that submitted the complaint and the agency's Civil Rights Contact Person may be allowed to introduce witnesses and evidence in a fair and consistent manner and may be represented by counsel if desired.

Appeal decisions must be rendered by Anthony Edwards within fifteen (15) calendar days of appeal being received by the Agency. All decisions shall be in writing and provided to the agency's Civil Rights Contact Person, the applicant, the member, and/or the individual who submitted the complaint, and the Department. The Civil Rights Contact Person must update the Civil Rights Complaint Tracking log with the outcome of the appeal.

The applicant, member or individual who submitted the complaint will not be retaliated against for their submission of a complaint, nor will a member's benefits be terminated for submitting a complaint.

Departments of human/social services must cooperate fully with the federal and state investigative processes. If the Department receives or is notified of a complaint of discrimination against the agency, the Department will initiate corrective actions as specified in 10 CCR 2505-

5 1.020.11 until the Agency rectifies the issue. Non-compliance with corrective action will result in sanctions as stated in 10 CCR 2505-5 1.020.12.

Civil Rights Plan Administration and Monitoring

San Juan County Department of Social Services will administer its Civil Rights Plan by:

Appointing a qualified Civil Rights Contact Person. To be considered qualified, the Civil Rights Contact Person must be impartial and independent. The Civil Rights Contact Person will act as a point of contact for applicants, members, individuals and the Department for all of the agency's Civil Rights Plan and requirements. The Civil Rights Contact Person will be the point of contact for civil rights complaints. This person will maintain up-to-date information on civil rights laws and requirements and ensure updates are shared with agency staff regularly. The Civil Rights Contact Person will be responsible to post civil rights notices and updates in lobbies and on the agency website. The Civil Rights Contact Person will manage the discrimination investigation procedures, conduct investigations and address issues of civil rights non-compliance. The Civil Rights Contact Person will work with the agency to provide civil rights training.

The San Juan County Department of Social Services complaint resolution process outlined here is posted publicly within the lobby of the San Juan County Courthouse at 1557 Greene Street, Silverton CO 81433 and available on the San Juan County website

<https://sanjuancounty.colorado.gov/>

The HCPF Nondiscrimination Statement and the County Nondiscrimination statement will be posted along with this process.

The Agency will conduct regular training to staff as described below. Training will also be completed based on the findings of investigations conducted.

This plan will be reviewed annually by the county and updated as necessary, including changes to the Civil Rights Contact Person and/or their contact information. Any changes to the plan will be resubmitted to the Department (by submitting a County Relations Request form ticket or by email HCPF_CountyRelations@state.co.us).

Monitoring

The agency Civil Rights Contact Person is responsible for monitoring San Juan County Department of Social Services' compliance with the Civil Rights Plan, including ensuring all staff complete required training and that investigations are completed per the plan, including submission of the biannual investigation reporting.

Retaliation statement

An applicant, member, or individual cannot be retaliated against or coerced for requesting access to or assistance with the submission of a Civil Rights or discrimination complaint, per federal and state law.

Training Statement

San Juan County Department of Social Services will conduct annual training on the agency's civil rights plan to all Social Services staff that have contact with applicants and members or agency staff who supervise those who have applicant/member direct contact. The training will include information on how to provide clients and members with civil rights information, guidance on how to assist with filing civil rights complaints and updated contact information for the agency's Civil Rights Contact Person. Training will also provide staff with information on how to access auxiliary aids and services and language access services for applicants and/or members. 100% of San Juan County Department of Social Services staff shall complete the annual training, and tracking of completion of annual training shall be maintained by the Civil Rights Contact Person on the agency training spreadsheet.

Agency staff appointed to fulfill duties relating to the administration of Medical Assistance and who have direct contact with applicants and members or who supervise those who have direct contact with applicants and/or members are required to complete annual State Civil Rights and Nondiscrimination training provided by the Staff Development Division (SDD). 100% of the agency's staff must complete the required training on an annual basis. Failure to complete the training annually may result in loss of access to the Colorado Benefits Management System (CBMS). The Agency Civil Rights Contact Person shall maintain tracking of training completion by staff on the agency training spreadsheet.

The Civil Rights Contact Person will conduct as needed training to staff based on complaints referrals received by the agency and when investigations on complaints determine that there was a violation and/or founded discrimination. This training will be conducted to ensure that future occurrences of civil rights complaints are prevented to the best of the staff members' ability. The training will be tracked on the agency training spreadsheet and on the agency's Civil Rights Complaint log. Additional action may be taken including but not limited to staff performance improvement plan and termination.

Agency Contractor, Vendor, and Partner Compliance Requirements

As specified in 10 CCR 2505-5 1.020.6.1.c, the Department shall assure that any contractors, vendors, partners or other parties that do business on behalf of the agency, are paid using federal and state Medical Assistance funds, or who have contact with applicants or members are in compliance with federal and state civil rights laws and the provisions within this Operational Memo. If the agency is alerted to discriminatory activity, the agency must notify the Department, via email HCPF_CountyRelations@state.co.us, within three (3) calendar days.

At the Department's direction, if the agency, state or federal government finds that any of the agency's contractors, vendors or partners are in violation of federal and state civil rights provisions, the agency may be required to terminate any payments or association with that party, per 10 CCR 2505-5 1.020.6.1.d. Termination must occur immediately upon notification from the Department to the agency.

Additional Complaint Resources

Per state and federal law, individuals can submit a discrimination or civil rights complaint to the agency or directly to the state or federal government. All of the options listed below for the submission of civil rights complaints are publicly posted within lobbies and high-traffic areas

within the agency. To submit a complaint, the applicant or member can utilize the agency's Civil Rights/Non-Discrimination complaint process, required as part of the agency's Civil Rights Plan, operationalized by the agency and approved by HCPF and/or:

U.S. Department of Health and Human Services

Office for Civil Rights

1961 Stout Street, Rooms 08-148

Denver, CO 80294

Telephone: 800.368.1019

TDD: 800.537.7697

Fax: 202.619.3818

Email: OCRComplaint@hhs.gov

www.hhs.gov/civil-rights/filing-a-complaint/complaint-process/index.html

Colorado Department of Health Care Policy and Financing

Civil Rights Officer

1570 Grant Street

Denver, CO 80203

Telephone: 303.866.6010

State Relay: 711

Fax: 303.866.2828

Email: hcpf504ada@state.co.us

<https://hcpf.colorado.gov/americans-disabilities-act>

Colorado Department of Regulatory Agencies

Colorado Civil Rights Division

1560 Broadway, Suite 825

Denver, CO 80202

Telephone: 303.894.2997

Toll Free: 800.262.4845

State Relay: 711

Fax: 303.894.7830

Email: dora_ccrd@state.co.us

<https://socgov07-site.secure.force.com/ColoradoCivilRights/>

San Juan County Department of Social Services Civil Rights Plan approved by the San Juan County Board of County Commissioners on xx/xx/xxxx.

MEMORANDUM

March 8, 2023

TO: San Juan County Commissioners
FR: William A. Tookey
RE: Sunnyside Gold Land Proposal

Sunnyside Gold Corporation offered to donate all of its properties located within San Juan County to San Juan County. The first step was to enter into an engagement letter with Rebecca Almon of the Ireland, Stapleton, Pryor and Pascoe law firm to address the potential environmental liability issues and to guide us through the “Bona Fide Prospective Purchaser” process to limit the County’s liability of the proposed land transfer and which included a Phase I Environmental Site Assessment.

San Juan County signed a Letter of Intent with Sunnyside Gold Corporation to proceed with the potential acquisition of the Sunnyside Gold properties and contracted with Iron Women Construction and Environmental Services LLC to provide a Phase I Environmental Site Assessment Report for all the properties.

The Phase I has been completed. The complete report is 1555 pages. The project report and Appendices A and B were included in your packet at the last meeting. If you need another copy let me know. The entire report including Appendices C-L is posted on the County’s website and can be viewed at:

[900_B11-San Juan County Mining Claim Parcels Phase I ESA - Draft v1.pdf](#)

One complete paper copy has been printed and is located in the County Clerk’s Office and made available for the public to review.

The property transaction was referred to the San Juan Regional Planning Commission for their review and recommendation. They will discuss it during the meeting of March 21, 2023.

A Public Hearing was scheduled for March 22, 2023 at 7:20 pm and the notice was published in the Silverton Standard.

Rebecca Almon has provided a Summary of San Juan County’s Bona Fide Prospective Purchaser Status and Liability Defense Under CERCLA. She also provided a Summary of Real Estate Due Diligence Recommendations. She provided both documents as a classified attorney-client work product. If the Commissioners would like to retain the classified nature of either or both documents they would need to go into executive session to discuss the contents of the documents. Otherwise, the Commissioners can discuss the documents in the open meeting.

As this is a public hearing to receive comments concerning the proposed property transfer, I have provided some thoughts on the pros and cons listed below:

The two primary concerns for completing this transaction are:

1. The potential environmental liability that could be associated with some of these properties. A defense to liability under the Comprehensive Environmental Response, Compensation, and Liability Act (Superfund) is developed by following the guidelines of the “Bona Fide Prospective Purchaser” process. The Phase I Environmental Site Assessment Report is a primary function of that process. Working closely with EPA and CDPHE during the acquisition process and any future development of the property also reduces any potential environmental liability. The Sunnyside Gold/EPA Settlement Agreement should also reduce any liabilities considerably. And finally, the fact that San Juan County adopted Ordinance 2020-01 known as the San Juan County and Bonita Peak Mining District Environmental Regulations should also reduce potential liability.
2. The property transfer would remove 31 properties totaling 1202 acres from private ownership into public ownership in a county that is already 87% public ownership. At the current assessed values this would result in a decrease of \$16,003 in property tax revenues.

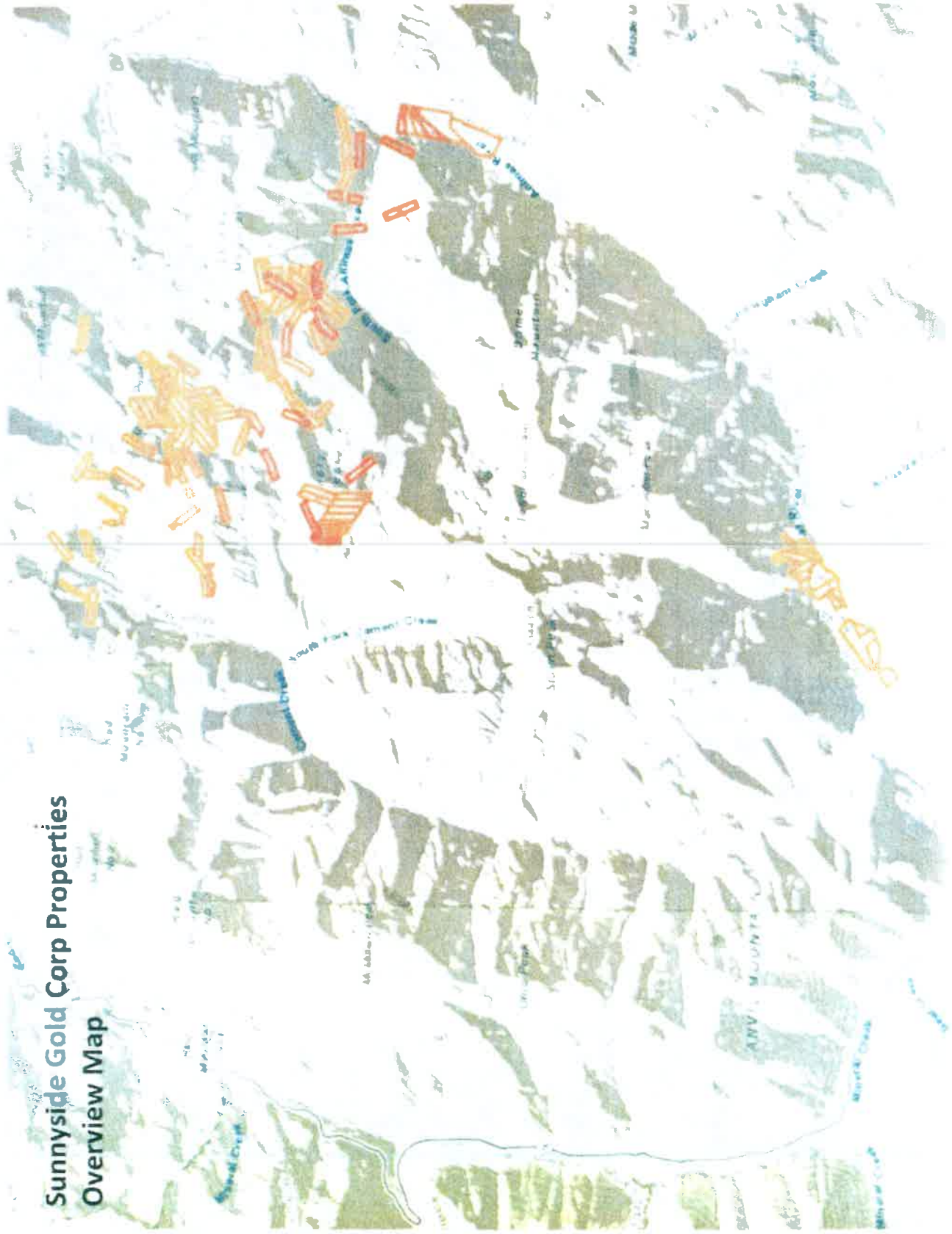
Some of the benefits to the property transfer includes the following:

1. It gives the County control of the property. The County can then determine the best use of the property. They could determine which properties might best be developed and sell them back to private ownership. They could determine what properties need to be preserved for historic, recreation or environmental reasons. They could trade some properties that should not be developed to BLM for properties that could be developed.

The alternative to San Juan County not owning the property is that Sunnyside Gold could donate some of the properties to the BLM or other Federal or State agency and some could be sold on the open market. There are likely properties that neither the BLM etc. would want or the a private party would purchase. I do not know if Sunnyside Gold would continue to pay taxes on those properties or just walk away from them.

2. The Tailings Ponds provide large flat surfaces that are near the Town of Silverton. EPA plans to use at least one of them for a repository. The others could potentially be used for a solar farm, backcountry parking, equipment and material storage areas, a staging area, or other uses.
3. There are 6 lots that were part of the Eureka townsite. These lots have been subdivided and could be sold to private ownership for development, they could be used to expand the Eureka Campground with the site developed specifically to provide RV spaces for workforce housing. And as crazy as it might seem Silverton has a finite amount of developable land, at some time in the not-so-distant future it is possible that the Eureka townsite could be redeveloped into a community.

Sunnyside Gold Corp Properties Overview Map



Sunnyside Gold Corp Properties
Tailings Ponds Vicinity



Silverton Lakes
Campground

Water Intake

Sunnyside Gold Corp Properties

Eureka Vicinity

- Sunnyside 100% ownership
- Sunnyside undivided interest
- County property



**Sunnyside Gold Corp Properties
Greater Lake Emma Vicinity**

-  Sunnyside 100% ownership
-  Sunnyside Undivided Interest



Sunnyside Gold Corporation - Property List
Based Upon Tax Assessor Records and 2021 Tax Assessment Information
Effective 3-2-2022

Parcel/Tax ID	Claims or Sites Included in Parcel	Acreage	Appraised Value for Property Tax Purposes	Assessed Value	Actual Property Tax
#47730190030005	EUREKA TOWNSITE LOT 5 ACCORDING TO THE RECORDED BOUNDARY ADJUSTMENT THEREOF FILED FOR RECORD SEPTEMBER 30, 2011 AS RECEPTION #148168	17.700000	\$ 38,950.00	\$ 11,267.00	\$ 383.15
#47730190030006	EUREKA TOWNSITE LOT 6 ACCORDING TO THE RECORDED BOUNDARY ADJUSTMENT THEREOF FILED FOR RECORD SEPTEMBER 30, 2011 AS RECEPTION #148168	13.800000	\$ 36,900.00	\$ 10,701.00	\$ 363.90
#47730190050004	CASHIER LODGE - MS 134 (UND 9/10 INT IN 10.5 ACRES), CENTENNIAL - MS 16635, NASB7 - MS 2508, ROVING RANGER LODGE - MS 151 A, TAGNER - MS 16804, WHITE STAR - MS 14368	51.341000	\$ 51,341.00	\$ 14,889.00	\$ 506.32
#47730300020001	EUREKA TOWNSITE LOT 1 ACCORDING TO THE RECORDED BOUNDARY ADJUSTMENT THEREOF FILED FOR RECORD SEPTEMBER 30, 2011 AS RECEPTION #148168	41.650000	\$ 71,650.00	\$ 20,779.00	\$ 706.62
#47730300020002	EUREKA TOWNSITE LOT 2 ACCORDING TO THE RECORDED BOUNDARY ADJUSTMENT THEREOF FILED FOR RECORD SEPTEMBER 30, 2011 AS RECEPTION #148168	93.360000	\$ 86,120.00	\$ 24,975.00	\$ 849.30
#47730300020003	EUREKA TOWNSITE LOT 3 ACCORDING TO THE RECORDED BOUNDARY ADJUSTMENT THEREOF FILED FOR RECORD SEPTEMBER 30, 2011 #148168	23.840000	\$ 66,920.00	\$ 19,407.00	\$ 659.96
#47730300020004	EUREKA TOWNSITE LOT 4 ACCORDING TO THE RECORDED BOUNDARY ADJUSTMENT THEREOF FILED FOR RECORD SEPTEMBER 30, 2011 #148168	19.320000	\$ 64,660.00	\$ 18,751.00	\$ 637.66
#47750090050001	CASHIER - MS 442, ORIENTAL - MS 365, PRIDE OF THE ALPS - MS 572	25.280000	\$ 22,373.00	\$ 6,488.00	\$ 220.64
#47750100050003	EMMA - MS 2273, LULU CARROLL - MS 873, MOTHER GOOSE - MS 17234, MOULIERIE LODGE - MS 173, PAYMASTER - MS 1301, PONY - MS 2336 (UND 2/3 INT IN 8.10 ACRES)	42.492000	\$ 37,606.00	\$ 10,905.00	\$ 370.84
#47750100050031	MIDNIGHT - MS 5616	8.000000	\$ 7,080.00	\$ 2,053.00	\$ 69.82
#47750100050051	TAGGART - MS 2338 (UND 1/3 INT IN 7.22 ACRES)	2.406670	\$ 2,129.00	\$ 517.00	\$ 20.98
#47750110050002	PALOS - MS 18732, PALOS #1 - MS 18731, PALOS #2 - MS 18732, SUNNYSIDE #2 - MS 20003, SUNNYSIDE EXT - MS 1180, TERRY - MS 17986, MASTODON - MS 216, NO NAME - MS 2272, CROWN JEWEL - MS 20003, DOCTOR - MS 2093 A, ESMERALDA - MS 15165, GOLD PRINCE - MS 20003	89.173000	\$ 78,918.00	\$ 22,886.00	\$ 778.25
#47750110050022	FEARLESS - MS 17011	9.740000	\$ 8,620.00	\$ 2,500.00	\$ 85.02
#47750130050001	MUSKEGON - MS 1394, RARUS - MS 1401, NANTUCKET - MS 6954 (UND 5/12 INT IN 10.28 ACRES), DENVER - MS 1403, ALMA - MS 1708, CHARLTON - MS 1706	43.923300	\$ 43,923.00	\$ 12,739.00	\$ 433.20
#47750130050003	CLIMAX #3 - MS 19474, TIP TOP - MS 18108, TIP TIP #2 - MS 19474, TIP TOP #3 - MS 19474	26.105000	\$ 26,105.00	\$ 7,570.00	\$ 257.44
#47750140050002	REPUBLIC - MS 12724, RUBY - MS 18020, SHOSHONE - MS 17201, SILVER BOW - MS 18020, SUNNYSIDE - MS 433, SUNNYSIDE ANNEX - MS 16668, THUNDERBERG - MS 1395, WEDGE - MS 18160, ANACONDA - MS 18020, BAVARIAN - MS 1396, BRIGGS - MS 8400, BUTTE CITY - MS 18020, CLIMAX - MS 12723, CLIPPER - MS 1689, HERMAN - MS 1397, HIDDEN TREASURE EXT - MS 20003, LAKE - MS 2027, LAST CHANCE - MS 17901, LITTLE MARY - MS 2038, METROPOLIS - MS 1398, PEARL - MS 5975, QUEAL - MS 20003, RAYMOND - MS 18020	194.921000	\$ 179,498.00	\$ 52,057.00	\$ 1,770.26
#47750150050001	GEORGE WASHINGTON - MS 2028, GRAND VIEW - MS 17202, MOUNTAIN SHEEP - MS 17432, OREGON - MS 17233	35.658000	\$ 33,564.00	\$ 9,731.00	\$ 330.98
#47750150050002	HONECK - MS 15200, SILVER KING - MS 1857	17.431000	\$ 17,431.00	\$ 5,053.00	\$ 171.90
#47750150050011	PAYMASTER - MS 13080, WATERLOO - MS 17429	13.900000	\$ 18,900.00	\$ 5,481.00	\$ 186.40
#47750150050006	EMMA #1 - MS 17538, EMMA #2 - MS 17538, SMUGGLER - MS 1758	24.259000	\$ 24,259.00	\$ 7,035.00	\$ 239.24

Sunnyside Gold Corporation - Property List
Based Upon Tax Assessor Records and 2021 Tax Assessment Information
Effective 3-2-2022

Parcel/Tax ID	Claims or Sites Included in Parcel	Acreage	Appraised Value for Property Tax Purposes	Assessed Value	Actual Property Tax
#47750220050003	AMA - MS 18849, BLUE HEEL - MS 18849, DOVER - MS 1690, GOLD PEAK - MS 16393, JOE - MS 18849, MILANO - MS 16393, RED - MS 18849, ROCK - MS 18849, ROSA - MS 18849, ROSSO - MS 18849, ROUENA O - MS 16393, TREASURE - MS 18849, YANKEE BOY - MS 18849	113.439000	\$ 113,439.00	\$ 32,898.00	\$ 1,118.74
#47750230050001	BEAUBREC - MS 1709	10.330000	\$ 10,330.00	\$ 2,996.00	\$ 101.88
#47750230050002	A D SEARL - MS 1714, DANEBURG - MS 1780, HILDERBRAND - MS 1707, KNICKERBOCKER - MS 1717, UNDERWOOD - MS 1719	44.270000	\$ 44,270.00	\$ 12,839.00	\$ 436.60
#47750240050001	BLUCHER - MS 1400, EIGHTY NINE - MS 16997, ESTEY - MS 13189, LIZZIE NORRIS - MS 1702, GRAND - MS 2573, GRAND PRIZE - MS 1701, GREAT EASTERN - MS 1691, NEW YORK - MS 8399, WELLINGTON - MS 16997, SUNBEAM - MS 1419	89.193000	\$ 89,193.00	\$ 25,868.00	\$ 879.68
#48290090010033	BEND PLACER - MS 11596, C H MILL SITE - MS 20594, FORMERLY PART OF SCHEDULE 48290090010031	22.730000	\$ 47,729.00	\$ 13,842.00	\$ 470.72
#48290090010039	SUNNYSIDE GOLD CORPORATION - PERINO BOUNDARY ADJUSTMENT PARCEL C, RECORDED AS RECEPTION NO. 151146, IN SUSPENDED T41N R7W FORMERLY PART OF ANN HARRIS PLACER - MS 11596 AND FORMER PARCEL BB, RECORDED AS RECEPTION NO. 186140, FORMERLY PART OF SCHEDULES 48290090010003 AND 48290090010036. METES AND BOUNDS OMITTED	32.830000	\$ 101,569.00	\$ 29,455.00	\$ 1,001.66
#48290090010041	SUNNYSIDE GOLD CORPORATION - PERINO BOUNDARY ADJUSTMENT PARCEL E, RECORDED AS RECEPTION NO. 151146, IN SUSPENDED T41N R7W FORMERLY PORTIONS OF M D THATCHER - MS 17699 AND POLAR STAR MILL SITE - MS 7608, FORMERLY PART OF SCHEDULE 48290090010031 AND 48290090010032. METES AND BOUNDS OMITTED	5.910000	\$ 67,884.00	\$ 19,686.00	\$ 669.44
#48290090010042	SUNNYSIDE GOLD CORPORATION - PERINO BOUNDARY ADJUSTMENT PARCEL F, RECORDED AS RECEPTION NO. 151146, IN SUSPENDED T41N R7W FORMERLY PART OF PETER PLACER - MS 11596, AND SMALL PORTIONS OF M D THATCHER - MS 17699 AND BLM TRACT 41, FORMERLY PART OF SCHEDULE 48290090010031 AND 48290090010032. METES AND BOUNDS OMITTED	12.660000	\$ 57,599.00	\$ 16,704.00	\$ 568.04
#48290090010043	BLAIR PLACER - MS 841, GOLD - MS 14012, JEANNETTE ROUX PLACER MS 11596 MINERAL RIGHTS ONLY, RIVERSIDE (PART) - MS 8801, H V B MILL SITE - MS 20594 B, FORMERLY PART OF SCHEDULE 48290090010003	38.141000	\$ 144,008.00	\$ 41,673.00	\$ 1,420.20
#48290090010044	TRACTS 42, 43, 44, 45, AND PARCEL DD IN T41N R7W	10.330000	\$ 9,331.00	\$ 2,706.00	\$ 92.02
#48290100010006	BUENA VISTA - MS 14012, M B MILLSITE - MS 20595 B, N N MILLSITE - MS 20595 B, T H W M S TRACT A - MS 20595 B, T H W M S TRACT B - MS 20595 B	23.432000	\$ 20,477.00	\$ 5,938.00	\$ 201.94

TOTALS FOR CONSENT DECREE PROPERTIES * ** 1202.564970 \$ 1,622,676.00 \$ 470,493.00 \$ 16,002.82

* Above totals exclude numbers for Parcel #4829171030005 (house and corresponding lot in Silverton, located at 1751 Mineral Street), which is not covered by the consent decree, and will not be included in the notice pursuant to the consent decree.

** In addition, the Tax Assessor's website includes an entry identified under Parcel #30141 for personal property or improvements apparently owned by Sunnyside Gold Corporation at the Shenandoah-Dives/Mayflower Mill with an appraised value for property tax purposes of \$36,593, an assessed value of \$10,610, and a 2020 property tax amount of \$357. No corresponding land parcel is identified for this entry, so it is not included with any of the above totals.

Sunnyside Gold Corporation - Property List
Based Upon Tax Assessor Records and 2021 Tax Assessment Information
Effective 3-2-2022

Parcel/Tax ID	Claims or Sites Included in Parcel	Acreage	Appraised Value for Property Tax Purposes	Assessed Value	Actual Property Tax
#47730190030005	EUREKA TOWNSITE LOT 5 ACCORDING TO THE RECORDED BOUNDARY ADJUSTMENT THEREOF FILED FOR RECORD SEPTEMBER 30, 2011 AS RECEPTION #148168	17.700000	\$ 38,850.00	\$ 11,267.00	\$ 383.16
#47730190030006	EUREKA TOWNSITE LOT 6 ACCORDING TO THE RECORDED BOUNDARY ADJUSTMENT THEREOF FILED FOR RECORD SEPTEMBER 30, 2011 AS RECEPTION #148168	13.800000	\$ 36,900.00	\$ 10,701.00	\$ 363.90
#47730190050004	CASHIER LODE - MS 134 (UND 9/10 INT IN 10.5 ACRES), CENTENNIAL - MS 16635, NASSBY - MS 2508, ROVING RANGER LODE - MS 151 A, TAGNER - MS 16804, WHITE STAR - MS 14368	51.341000	\$ 51,341.00	\$ 14,889.00	\$ 506.32
#47730300020001	EUREKA TOWNSITE LOT 1 ACCORDING TO THE RECORDED BOUNDARY ADJUSTMENT THEREOF FILED FOR RECORD SEPTEMBER 30, 2011 AS RECEPTION #148168	41.650000	\$ 71,650.00	\$ 20,779.00	\$ 706.62
#47730300020002	EUREKA TOWNSITE LOT 2 ACCORDING TO THE RECORDED BOUNDARY ADJUSTMENT THEREOF FILED FOR RECORD SEPTEMBER 30, 2011 AS RECEPTION #148168	93.360000	\$ 86,120.00	\$ 24,975.00	\$ 849.30
#47730300020003	EUREKA TOWNSITE LOT 3 ACCORDING TO THE RECORDED BOUNDARY ADJUSTMENT THEREOF FILED FOR RECORD SEPTEMBER 30, 2011 #148168	23.840000	\$ 66,920.00	\$ 19,407.00	\$ 659.96
#47730300020004	EUREKA TOWNSITE LOT 4 ACCORDING TO THE RECORDED BOUNDARY ADJUSTMENT THEREOF FILED FOR RECORD SEPTEMBER 30, 2011 #148168	19.320000	\$ 64,660.00	\$ 18,751.00	\$ 637.66
#47750090050001	CASHIER - MS 442, ORIENTAL - MS 565, PRIDE OF THE ALPS - MS 572	25.280000	\$ 22,373.00	\$ 6,488.00	\$ 220.64
#47750100050003	EMMA - MS 2273, LULU CARROLL - MS 873, MOTHER GOOSE - MS 17234, MOULTRIE LODE - MS 173, PAYMASTER - MS 1301, PONY - MS 2336 (UND 2/3 INT IN 8.10 ACRES)	42.492000	\$ 37,606.00	\$ 10,905.00	\$ 370.84
#47750100050031	MIDNIGHT - MS 5616	8.000000	\$ 7,080.00	\$ 2,053.00	\$ 69.82
#47750100050051	TAGGART - MS 2338 (UND 1/3 INT IN 7.22 ACRES)	2.406670	\$ 2,129.00	\$ 517.00	\$ 20.98
#47750110050002	PALOS - MS 18732, PALOS #1 - MS 18732, PALOS #2 - MS 18732, SUNNYSIDE #2 - MS 20003, SUNNYSIDE EXT - MS 1180, TERRY - MS 17986, MASTODON - MS 215, NO NAME - MS 2272, CROWN JEWEL - MS 20003, DOCTOR - MS 2093 A, ESMERALDA - MS 16165, GOLD PRINCE - MS 20003	89.173000	\$ 78,918.00	\$ 22,886.00	\$ 778.25
#47750110050022	FEARLESS - MS 17011	9.740000	\$ 8,620.00	\$ 2,500.00	\$ 85.02
#47750130050001	MUSKEGON - MS 1394, RARUS - MS 1401, NANTUCKET - MS 6954 (UND 5/12 INT IN 10.28 ACRES), DENVER - MS 1403, ALMA - MS 1708, CHARLTON - MS 1706	43.923300	\$ 43,923.00	\$ 12,739.00	\$ 433.20
#47750130050003	CLIMAX #3 - MS 19474, TIP TOP - MS 18108, TIP TIP #2 - MS 19474, TIP TOP #3 - MS 19474	26.105000	\$ 26,105.00	\$ 7,570.00	\$ 257.44
#47750140050002	REPUBLIC - MS 12724, RUBY - MS 18020, SHOSHONE - MS 17201, SILVER BOW - MS 18020, SUNNYSIDE - MS 438, SUNNYSIDE ANNEX - MS 15668, THUNDERBERG - MS 1395, WEDGE - MS 18160, ANACONDA - MS 18020, BAVARIAN - MS 1396, BRIGGS - MS 8400, BUTTE CITY - MS 18020, CLIMAX - MS 12723, CLIPPER - MS 1589, HERMAN - MS 1397, HIDDEN TREASURE EXT - MS 20003, LAKE - MS 2027, LAST CHANCE - MS 17901, LITTLE MARY - MS 2038, METROPOLIS - MS 1398, PEARL - MS 5975, QUAIL - MS 20003, RAYMOND - MS 18020	194.921000	\$ 179,498.00	\$ 52,057.00	\$ 1,770.26
#47750150050001	GEORGE WASHINGTON - MS 2028, GRAND VIEW - MS 17202, MOUNTAIN SHEEP - MS 17432, OREGON - MS 17233	35.658000	\$ 33,564.00	\$ 9,733.00	\$ 330.98
#47750150050002	HONECK - MS 16200, SILVER KING - MS 1857	17.431000	\$ 17,431.00	\$ 5,055.00	\$ 171.90
#47750150050011	PAYMASTER - MS 13080, WATERLOO - MS 17429	18.900000	\$ 18,900.00	\$ 5,481.00	\$ 186.40
#47750160050006	EMMA #1 - MS 17538, EMMA #2 - MS 17538, SMUGGLER - MS 1758	24.259000	\$ 24,259.00	\$ 7,035.00	\$ 239.24

Sunnyside Gold Corporation - Property List
Based Upon Tax Assessor Records and 2021 Tax Assessment Information
Effective 3-2-2022

Parcel/Tax ID	Claims or Sites Included in Parcel	Acreage	Appraised Value for Property Tax Purposes	Assessed Value	Actual Property Tax
#47750220050003	AMA - MS 18849, BLUE HEEL - MS 18849, DOVER - MS 1690, GOLD PEAK - MS 16393, JOE - MS 18849, MILANO - MS 16393, RED - MS 18849, ROCK - MS 18849, ROSA - MS 18849, ROSSO - MS 18849, ROUENA O - MS 16393, TREASURE - MS 18849, YANKEE BOY - MS 18849	113.439000	\$ 113,439.00	\$ 32,898.00	\$ 1,118.74
#47750230050001	BEAUBREC - MS 1709	10.330000	\$ 10,330.00	\$ 2,996.00	\$ 101.88
#47750230050002	A D SEARL - MS 1714, DANEBURG - MS 1780, HILDERBRAND - MS 1707, KNICKERBOCKER - MS 1717, UNDERWOOD - MS 1719	44.270000	\$ 44,270.00	\$ 12,839.00	\$ 436.60
#47750240050001	BLUCHER - MS 1400, EIGHTY NINE - MS 16997, ESTEY - MS 13189, LIZZIE NORRIS - MS 1702, GRAND - MS 2573, GRAND PRIZE - MS 1701, GREAT EASTERN - MS 1691, NEW YORK - MS 8399, WELLINGTON - MS 16997, SUNBEAM - MS 1419	89.193000	\$ 89,193.00	\$ 25,868.00	\$ 879.68
#48290090010033	BEND PLACER - MS 11596, C H MILL SITE - MS 20594 FORMERLY PART OF SCHEDULE 48290090010031	22.730000	\$ 47,729.00	\$ 13,842.00	\$ 470.72
#48290090010039	SUNNYSIDE GOLD CORPORATION - PERINO BOUNDARY ADJUSTMENT PARCEL C, RECORDED AS RECEPTION NO. 151146, IN SUSPENDED T41N R7W FORMERLY PART OF ANN HARRIS PLACER - MS 11596 AND FORMER PARCEL BB, RECORDED AS RECEPTION NO. 186140 FORMERLY PART OF SCHEDULES 48290090010003 AND 48290090010036. METES AND BOUNDS OMITTED	32.830000	\$ 101,569.00	\$ 29,455.00	\$ 1,001.66
#48290090010041	SUNNYSIDE GOLD CORPORATION - PERINO BOUNDARY ADJUSTMENT PARCEL E, RECORDED AS RECEPTION NO. 151146, IN SUSPENDED T41N R7W FORMERLY PORTIONS OF M D THATCHER - MS 17699 AND POLAR STAR MILL SITE - MS 7608 FORMERLY PART OF SCHEDULE 48290090010031 AND 48290090010032. METES AND BOUNDS OMITTED	5.310000	\$ 67,884.00	\$ 19,686.00	\$ 669.44
#48290090010042	SUNNYSIDE GOLD CORPORATION - PERINO BOUNDARY ADJUSTMENT PARCEL F, RECORDED AS RECEPTION NO. 151146, IN SUSPENDED T41N R7W FORMERLY PART OF PETER PLACER - MS 11596, AND SMALL PORTIONS OF M D THATCHER - MS 17699 AND BLM TRACT 41 FORMERLY PART OF SCHEDULE 48290090010031 AND 48290090010032. METES AND BOUNDS OMITTED	12.660000	\$ 57,599.00	\$ 16,704.00	\$ 568.04
#48290090010043	BLAIR PLACER - MS 841, GOLD - MS 14012, JEANNETTE ROUX PLACER MS 11596 MINERAL RIGHTS ONLY, RIVERSIDE (PART) - MS 8801, H V B MILL SITE - MS 20594 B FORMERLY PART OF SCHEDULE 48290090010003	38.141000	\$ 144,008.00	\$ 41,673.00	\$ 1,420.20
#48290090010044	TRACTS 42, 43, 44, 45, AND PARCEL DD IN T41N R7W	10.330000	\$ 9,331.00	\$ 2,706.00	\$ 92.02
#48290100010006	BUENA VISTA - MS 14012, M B MILLSITE - MS 20595 B, N N MILLSITE - MS 20595 B, T H W M S TRACT A - MS 20595 B, T H W M S TRACT B - MS 20595 B	23.432000	\$ 20,477.00	\$ 5,938.00	\$ 201.94
TOTALS FOR CONSENT DECREE PROPERTIES * **		1202.564970	\$ 1,622,676.00	\$ 470,493.00	\$ 16,002.82

* Above totals exclude numbers for Parcel #4829171030005 (house and corresponding lot in Silverton, located at 1751 Mineral Street), which is not covered by the consent decree, and will not be included in the notice pursuant to the consent decree.

** In addition, the Tax Assessor's website includes an entry identified under Parcel #30141 for personal property or improvements apparently owned by Sunnyside Gold Corporation at the Shenandoah-Dives/Mayflower Mill with an appraised value for property tax purposes of \$36,593, an assessed value of \$10,610, and a 2020 property tax amount of \$357. No corresponding land parcel is identified for this entry, so it is not included with any of the above totals.

PUBLIC HEARING

Notice is hereby given to the members of the general public that the San Juan Board of County Commissioners will hold a public hearing on Wednesday March 22, 2023 at 7:20 P.M. in the County Commissioner's Room to receive public comment concerning proposed transfer of the Sunnyside Gold Properties to San Juan County.

The PHASE I ENVIRONMENTAL SITE ASSESSMENT REPORT for the proposed properties may be reviewed in the Office of the County Clerk or by going online to <https://sanjuancounty.colorado.gov/meetings> and then clicking on the link titled March 8 Draft Phase I ESA for San Juan County Mining Claim Parcels.

NOTICE is further given that all persons may appear in person or via Zoom Conferencing and present oral testimony at the public hearing. The login information is listed below. Written testimony may be submitted prior to the public hearing by mailing comments to San Juan County, PO Box 466, Silverton, CO 81433, or by email to sanjuancounty@frontier.net. Interested persons may visit or call the San Juan County Administrator at 970-387-5766 during regular business hours to discuss the proposed property transfer.

The San Juan Regional Planning Commission will also review the proposed property transfer during their regular meeting of March 21, 2023 beginning at 7:00 P.M. in the County Commissioner's Room. The Planning Commission Meeting may be attended in person or via the Zoom Conferencing login listed below.

Austen Lashley, Chairman
San Juan Board of County Commissioners

Join Zoom Meeting
<https://zoom.us/j/92136473203>

Meeting ID: 921 3647 3203
One tap mobile
+16699006833,,92136473203# US (San Jose)
+12532158782,,92136473203# US (Tacoma)

Dial by your location
+1 669 900 6833 US (San Jose)
+1 253 215 8782 US (Tacoma)
+1 346 248 7799 US (Houston)
+1 646 876 9923 US (New York)
+1 301 715 8592 US (Germantown)
+1 312 626 6799 US (Chicago)
Meeting ID: 921 3647 3203



Gmail

Willy Tookey <admin@sanjuancolorado.us>

Baker's Park Moves Forward!

2 messages

Silverton Singletrack Society <info@silvertonsingletracksociety.org>

Mon, Mar 20, 2023 at 4:40 PM

Reply-To: Silverton Singletrack Society <info@silvertonsingletracksociety.org>

To: admin@sanjuancolorado.us

[View this email in your browser](#)

Silverton

Singletrack Society

Baker's Park Moves Forward Thanks To CPW Grant

We are stoked to announce that Silverton Singletrack Society has been awarded a Non-Motorized Trails Grant of \$250,000 from Colorado Parks & Wildlife! This means we'll be starting construction on Baker's Park this summer! Come raise a glass with us to celebrate this success on Saturday, March 25th from 6 – 8 pm at Avalanche Brewing. It will be a great opportunity to connect with the local trails community and to learn more about the project, our plans for this summer, and ways to get involved. We'll also be selling new Silverton Singletrack swag, and making a final push to reach our Boost Baker's Park goal. Looking forward to seeing you then!



THANK YOU PARTNERS



Copyright © 2023 Silverton Singletrack Society. All rights reserved.
You are receiving this email because you opted in via our website.

Our mailing address is:
Silverton Singletrack Society
PO Box 472
Silverton, CO 81433-0472

[Add us to your address book](#)

No longer want SSS updates? [Unsubscribe from this list.](#)

Silverton Singletrack Society <info@silvertonsingletracksociety.org>
Reply-To: Silverton Singletrack Society <info@silvertonsingletracksociety.org>
To: sanjuancounty@frontier.net

Mon, Mar 20, 2023 at 4:40 PM

[Quoted text hidden]



2022 Performance Report San Juan County, Colorado

The Region 9 Economic Development District of Southwest Colorado Inc. (Region 9) is a nonprofit, 501 (c) 6 public-private partnership that promotes and coordinates economic and community development efforts throughout Southwest Colorado. Region 9 covers 5 counties, 10 municipalities and the 2 Native American Tribes in Colorado (Ute Mountain Ute and Southern Ute). Incorporated in 1989, Region 9 is led by a 26-member Board of Directors; 17 from local governmental jurisdictions and 9 from the private sector.

2022 San Juan Representatives

William Tookey – San Juan County and Region 9 Board Chair

Gloria Kaasch-Buerger – Silverton

Bill McDougall – Loan Committee (Since 1993)

Fritz Klinke – Loan Committee (Since 1995)

Paul Zimmerman – At large



Region 9 Staff

Laura Lewis Marchino – Executive Director

Brian Rose – Deputy Director

Jenny Stollar – Business Loan Officer

Terry Blair-Burton – Program Administrator

Shirley Jones – Comptroller

Stephani Burditt – Grant Compliance Specialist

Heather Peterson – Office Manager

Heather Otter – Economic Development Project Manager

Shak Powers – Regional Projects Manager


Tiffany Brodersen – Community Grant Navigator

Elizabeth Marsh – SCAPE Executive Director

Brittany Cupp – SCAPE Program & Community Manager

Region 9 Programs and Services

- Business loans
- Regional broadband, housing, transportation
- Colorado State Data Center local affiliate
- Technical assistance and special projects
- Southwest Enterprise Zone administration
- Research for community and regional projects
- Southwest Colorado Accelerator Program for Entrepreneurs (SCAPE)
- Grant Navigator
- Comprehensive Economic Development Strategy (CEDS)
- Administrative support for San Juan Development Association with financials and microloan program
- Administrative support for San Juan Resource Conservation District, All Hazards, SWIMT
- Facilitation for Southwest Opioid Response District (SWORD)



Technical Assistance – Region 9 provides technical assistance in San Juan County by participating in community meetings, researching, and administering grants, and advocating for communities at the Regional, State, and Federal levels. Activities are listed below.

County-wide

- Responded to 133 inquiries regarding business resources, loans, grant, EZ Contribution Project, and data requests. This has increased from 117 in 2021 and 92 in 2020.

Where	Business Loan	Data	EZ	Grant	General Inquiry	OZ	Totals
San Juan	4	6	21	7	21	1	60
Silverton	14	2	52	1	4	0	73

- Worked closely with San Juan Development Association and
 - Served on SJDA Board, participated in Stakeholders' meetings, and administered microloan program.
 - Provided fiscal oversight for the SJDA loan program.
 - Participated in monthly check-in with SJDA Diversification Coordinator.
 - Assisted with marketing and promotions for loan clients by coordinating professional business photo shoots.

- Provided Gant Navigator assistance.
 - Silverton-Brownfield data research and grant editing
 - Editing of a federal grant for the Blair Street infrastructure improvements.
 - SJDA/Silverton REDI grant
 - Silverton OEDIT OREC grant
- Worked with San Juan County and Town of Silverton to update the Rural Jumpstart County status.
- Assisted with the Silverton Compass Community Project.
- Participated on the Central San Juan High Alpine Communities Roadmap Team.
- Submitted a match grant application to DOLA for the Middle Mile Broadband for San Juan County which was awarded \$724K.
- Coordinated the State EZ Administrators meeting held in Silverton.
- Facilitated the quarterly Region 9 Economic Development event in Silverton.

Regional Initiatives – 2022 was a year of tremendous growth and change. We are most proud of the successful integration of the Southwest Colorado Council of Governments with the Region 9 organization, creating long-term economies of scale and efficiencies.

Other Highlights include:

- Hosted the State Enterprise Zone Administrator’s meeting in Silverton.
- Added a Regional Projects Manager in Montezuma County, a Grant Compliance Specialist, and a Community Grant Writer.
- Our Community Grant Writer coordinated a monthly Grant Digest and wrote 10 grants of which 6 have been awarded, totaling \$1,871,205. Two others are still pending including an NTIA \$66M Middle Mile Broadband application.
- Expanded our services to include broadband, transportation, and housing.
- Facilitated the monthly SWORD (SouthWEST Opioid Response District) Regional Council to manage the opioid settlement funds. Region 9 received \$150K of congressionally designated funding to conduct a feasibility study to identify the best options to fill existing treatment gaps.
- Provided additional economic data resources including our data dashboard and commercial property search.
- Responded to 1,786 inquiries covering business resources, grants, and data requests. This number increased from 1,228 in 2020 and 1,760 in 2021.
- Staff represented the region on the Small Business Development Center Advisory Committee, the Southwest Colorado Workforce Investment Board, Southwest Colorado Accelerator for Entrepreneurs (SCAPE), B:Side Capital Loan Committee, Pueblo Community College Southwest Advisory Board, Economic Development Council of Colorado (EDCC), Fort Lewis College Business Advisory Council, School of Business Administration, Colorado Association of Regional Organizations (CARO), and the National Association of Development Organizations. Please see our County Performance Reports for county specific involvement.
- Completed Southwest Colorado Broadband Plan.

- Received \$6.6M in funding including \$500K in USDA Intermediary Relending loan funds, \$5M (shared among 8 regions) to provide Start Up Loan Funds on behalf of the Colorado Office of Economic Development and International Trade (OEDIT), SBA Microloan and Technical Assistance funds, \$150K of congressional dedicated funding for a regional feasibility study to identify viable treatment solutions for opioid and other substances, \$413K for a Carrier Neutral Location for fiber connectivity in partnership with La Plata County, and \$250K in USDA Rural Community Development Initiative (RCDI) funding matched \$250K by the Colorado Housing and Finance Authority (CHFA) for the Ute Mountain Ute Tribe to update their Comprehensive Master Plan and a Housing Study covering the communities of Towaoc and White Mesa.

Southwest Colorado Accelerator Program for Entrepreneurs (SCAPE) offers in-depth mentoring, education, and access to equity funding for early stage and growing companies. The program has launched 52 companies based in rural Southwest Colorado. These businesses raised \$40M in capital contributing to the creation of 230 local jobs. SCAPE companies have been recognized as Colorado Companies to Watch and have been recipients of the Colorado Early Seed Stage Grant. SCAPE is the hub of the entrepreneurial ecosystem and hosts regional investment and startup initiatives. Visit www.goscrape.org/. Region 9 is a proud investor in this program.

Enterprise Zone Program – San Juan County is an Enhanced Rural Enterprise Zones (EREZ) through 2024. This program provides financial business incentives to promote and encourage new job creation. A business which includes farming and mining located within the Enterprise Zone may be eligible for EZ tax credits, including capital investment tax credits, job tax credits, research and development tax credits, and other incentives. Since 1992, San Juan County businesses have claimed approximately \$8M in eligible investments, resulting in nearly \$303k in certified tax credits and reported 108 new jobs. In 2022, Region 9 received 652 inquiries regarding the Enterprise Zone Program, comprising of 73 inquiries within San Juan County. Businesses claimed \$5,088 in tax credits and created 0 jobs, compared to \$576 in tax credits and one new job in 2021.

An **EZ Contribution Project** allows donor contributions of at least \$100 (depending on the organization) to Enterprise Zone projects which are eligible for a 25% State tax credit on cash donations, and a 12.5% State tax credit on in-kind donations. Regional wide in 2022, there were 25 designated Enterprise Zone Contribution Projects. There were 5 new projects added, 7 projects ended or were not renewed, including one COVID project. Projects generated \$1.34M in economic activity through direct and in-kind contributions. This is a declining trend for participation with 28 Projects at \$1.46M in 2022 from 30 projects at \$2.35M in 2020, and 30 projects in 2019 at \$4.14M.

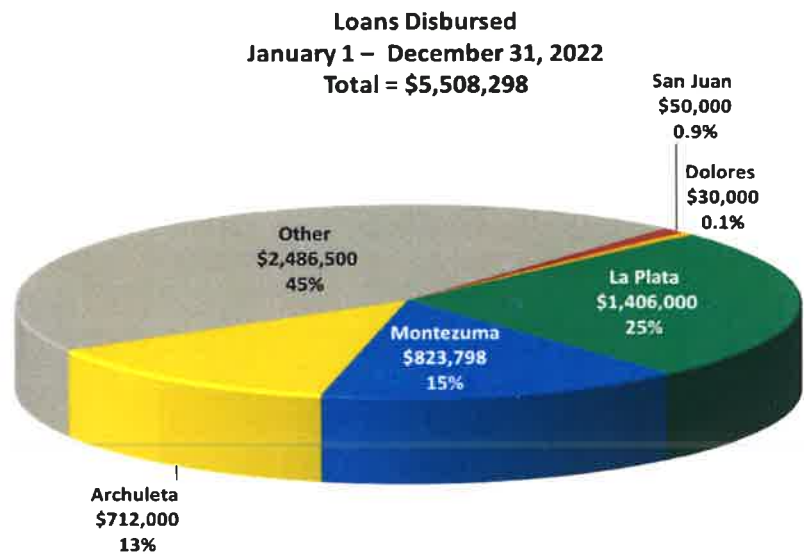
Enterprise Zone Contribution Projects that impacted San Juan County in 2022

- Region 9 Economic Development District of Southwest Colorado (Region 9 EDD)
- Southwest Colorado Accelerator Program for Entrepreneurs (SCAPE)
- Southwest Small Business Development Center (SBDC)
- San Juan Development Association
- Silverton Ski Joring **(NEW)**

Data – Region 9 offered data tools and prepared strategy and research reports that included data specific to San Juan County in 2022. Region 9 is a Colorado State Data Center local affiliate and provides reliable, unbiased, and timely regional socio-economic data to citizens and policymakers. All the District’s reports and data tools can be found at www.region9edd.org under the Data tab.

- Region 9 Economic Snapshot 2022
- Region 9 Livable Wage Report 2022
- Regional Data Dashboard
- Regional Commercial Property Search Tool

Loans – In 2022, there were no new loan clients but \$50,000 in new activity and no loans were paid off. San Juan County loans represented 0.9% of all the loans dispersed by Region 9.



As a primary lender for start-up businesses, Region 9 provides commercial loans to businesses. Loan funding supports businesses in creating and retaining jobs, leveraging other funds, or exporting a good or service from the local economy. The Business Loan Fund (BLF) includes several Federal and State sources: Community Development Block Grants (CDBG) from the Colorado Office of Economic Development and International Trade (OEDIT) (contracted through La Plata County and the 5-county region through an inter-governmental agreement); the USDA Intermediary Re-lending (IRP) & Rural Micro Entrepreneur Assistance Program (RMAP); the Economic Development Administration (EDA); Start Up Loan Fund through OEDIT; Small Business Administration Microloan Program (SBA) and revolved funds from previously restricted funds that are re-distributed in the community. Loan clients from San Juan County communities are listed below.

Loan Clients

Bearded Wonder Services
Jensco Environmental Services
Loop SxS Adventures
Maisel Construction
San Juan County
The Avon Hotel
Venture Snowboards

Fund Status Report

San Juan County

Report Selection Criteria:

Selected Fund Type: ALL
 Include Encumbrances? NO
 Include Pri Yr Liabilities? NO
 Printed in Alpha by Fund Name? NO
 Exclude Additional Cash? NO

Fiscal Year: 2023

From Date: 2/1/2023

From Period: 2 Thru Date: 2/28/2023

To Period: 2 Option: Period

Selected Funds :

	Beginning Balance	Receipts	Disbursements	Transfers	Ending Balance
General Fund (01)					
010 - COUNTY GENERAL FUND	\$924,155.39	\$298,512.92	(\$289,573.70)	(\$10,585.94)	\$922,508.67
020 - COUNTY ROAD & BRIDGE	\$256,067.76	\$28,528.62	(\$72,243.22)	\$0.00	\$212,353.16
030 - CONTINGENT FUND	\$54,554.94	\$0.00	\$0.00	\$0.00	\$54,554.94
035 - AMENDMENT 1-EMERGENCY FUN	\$30,000.00	\$0.00	\$0.00	\$0.00	\$30,000.00
040 - SOCIAL SERVICE FUND	\$103,177.72	\$6,481.70	(\$41,054.59)	\$0.00	\$68,604.83
045 - AFFORDABLE HOUSING FUND	\$342,226.07	\$9,953.19	\$0.00	\$0.00	\$352,179.26
050 - CONSERVATION TRUST	\$11,866.55	\$30.16	\$0.00	\$0.00	\$11,896.71
051 - LODGING TAX FUND	\$456,455.75	\$21,651.33	(\$20,000.00)	\$0.00	\$458,107.08
052 - TOURISM BOARD FUND	\$28,913.23	\$0.14	(\$14,562.44)	\$0.00	\$14,350.93
055 - NOXIOUS WEED FUND	\$1,988.18	\$0.00	\$0.00	\$0.00	\$1,988.18
060 - TOWN OF SILVERTON	\$12,934.35	\$33,588.48	(\$32,880.79)	\$0.00	\$13,642.04
070 - DURANGO FIRE PROTECTION DIS	(\$2,382.83)	\$6,498.78	(\$6,498.78)	\$2,382.83	\$0.00
080 - SOUTHWEST WATER CONSERVAT	\$59.60	\$2,347.28	(\$2,347.28)	\$0.00	\$59.60
090 - ADVERTISING FEES	\$10,668.40	\$0.00	\$0.00	\$0.00	\$10,668.40
100 - REDEMPTION	\$312.30	\$567.28	(\$567.28)	\$0.00	\$312.30
110 - SCHOOL GENERAL	(\$8,203.11)	\$78,010.18	(\$78,010.18)	\$8,203.11	\$0.00
116 - SCHOOL BOND	\$0.00	\$9,227.60	(\$9,227.60)	\$0.00	\$0.00
200 - SPECIAL ASSESSMENTS	\$0.00	\$0.00	\$0.00	\$0.00	\$0.00
210 - 911 AUTHORITY	\$60,220.46	\$6,813.64	(\$5,427.32)	\$0.00	\$61,606.78
220 - TREASURER'S FEES	\$18,618.05	\$10.00	\$0.00	\$0.00	\$18,628.05
230 - ASSESSOR'S PENALTY	\$5,548.41	\$0.00	\$0.00	\$0.00	\$5,548.41
240 - TREASURER'S DEEDS/FORECLOS	\$11,085.97	\$375.00	(\$160.00)	\$0.00	\$11,300.97
250 - CLERK TECHNOLOGY FEES	\$4,901.40	\$22.00	\$0.00	\$0.00	\$4,923.40
260 - ADMIN FEE	\$2,698.42	\$0.00	\$0.00	\$0.00	\$2,698.42
270 - PEAK INVESTMENTS	\$32,647.29	\$644.99	\$0.00	\$0.00	\$33,292.28
280 - ABATEMENTS	(\$2,333.91)	\$0.00	\$0.00	\$0.00	(\$2,333.91)

Fund Status Report

San Juan County

Report Selection Criteria:

Selected Fund Type: ALL
Include Encumbrances? NO
Include Pri Yr Liabilities? NO
Printed in Alpha by Fund Name? NO
Exclude Additional Cash? NO

Fiscal Year: 2023

From Date: 2/1/2023

From Period: 2

Thru Date: 2/28/2023

To Period: 2

Option: Period

Selected Funds :

	Beginning Balance	Receipts	Disbursements	Transfers	Ending Balance
300 - ESCROW-AMBULANCE	\$82,709.48	\$87.13	\$0.00	\$0.00	\$82,796.61
350 - ESCROW-COMPUTER EQUIP	\$4,169.87	\$17.50	\$0.00	\$0.00	\$4,187.37
360 - ASSESSOR/TREASURER ESCROW	\$3,270.32	\$24.67	\$0.00	\$0.00	\$3,294.99
400 - ESCROW-GRAVEL	\$144,706.11	\$39.39	\$0.00	\$0.00	\$144,745.50
410 - COUNTY BARN ESCROW	\$51,964.52	\$182.61	\$0.00	\$0.00	\$52,147.13
420 - ROAD EQUIP PURCHASE ESCROW	\$72,258.75	\$195.34	\$0.00	\$0.00	\$72,454.09
430 - LOST 4-WHEELERS ESCROW	\$3,958.03	\$13.13	\$0.00	\$0.00	\$3,971.16
440 - SEARCH & RESCUE ESCROW	\$15,000.00	\$0.00	\$0.00	\$0.00	\$15,000.00
450 - COURTHOUSE ESCROW	\$58,867.44	\$1,770.70	\$0.00	\$0.00	\$60,638.14
460 - MSI ESCROW	\$73,739.45	\$285.03	(\$74,024.48)	\$0.00	\$0.00
470 - EMERGENCY PREPAREDNESS	\$2,361.68	\$28.25	\$0.00	\$0.00	\$2,389.93
500 - HISTORICAL ARCHIVES ESCROW	\$388.28	\$8.35	\$0.00	\$0.00	\$396.63
550 - ASPHALT ESCROW	\$87,157.58	\$290.42	\$0.00	\$0.00	\$87,448.00
570 - FOREST RESERVE ESCROW	\$125,648.18	\$0.00	\$0.00	\$0.00	\$125,648.18
590 - EMERGENCY SERVICES SALES TA	\$1,422,582.51	\$49,470.72	\$0.00	\$0.00	\$1,472,053.23
600 - FIRE TRUCK FUND	\$86,829.57	\$251.04	\$0.00	\$0.00	\$87,080.61
650 - LAND USE ESCROW	\$59,970.10	\$109.80	\$0.00	\$0.00	\$60,079.90
700 - WORKFORCE HOUSING ESCROW	\$2,918.09	\$60.87	\$0.00	\$0.00	\$2,978.96
750 - ESCROW-SHERIFF VEHICLE	\$43,720.08	\$28.64	\$0.00	\$0.00	\$43,748.72
800 - PUBLIC TRUSTEE	\$60.00	\$45.00	(\$60.00)	\$0.00	\$45.00
810 - SPECIFIC OWNERSHIP TAX	\$12,924.99	\$11,280.18	(\$12,925.00)	\$0.00	\$11,280.17
820 - TAX HOLDING FUND	\$231,555.67	\$456,104.19	(\$228,627.15)	\$0.00	\$459,032.71
900 - ADVANCED COLLECTIONS	\$0.00	\$0.00	\$0.00	\$0.00	\$0.00
950 - WEST SIDE SPECIAL IMP. DISTRIC	\$0.00	\$0.00	\$0.00	\$0.00	\$0.00
960 - HOSPITAL GRANT	\$0.00	\$0.00	\$0.00	\$0.00	\$0.00
* Fund Type Total *	\$4,942,941.09	\$1,023,556.25	(\$888,189.81)	\$0.00	\$5,078,307.53

Fund Status Report

San Juan County

Report Selection Criteria:

Selected Fund Type: ALL
Include Encumbrances? NO
Include Pri Yr Liabilities? NO
Printed in Alpha by Fund Name? NO
Exclude Additional Cash? NO

Fiscal Year: 2023
From Period: 2
To Period: 2

From Date: 2/1/2023
Thru Date: 2/28/2023
Option: Period

Selected Funds :

Beginning Balance	Receipts	Disbursements	Transfers	Ending Balance
* Report Total *	\$1,023,556.25	(\$888,189.81)	\$0.00	\$5,078,307.53

San Juan County

Composition of Cash Balances and Investments

As Of: 2/28/2023 Including Account Details

	Net Bank Balance	Investments	Cash on Hand/ In Transit	Total
<i>Cash and Cash Items</i>				
Cash on Hand	\$0.00	\$0.00	\$200.00	\$200.00
Cash on Hand:	\$0.00	\$0.00	\$200.00	\$200.00
<i>Demand and Time Deposits</i>				
Citizens State Bank				
Tourism Fund Checking	\$14,473.32	\$0.00	\$0.00	\$14,473.32
Affordable Housing Checking	\$370,795.69	\$0.00	\$0.00	\$370,795.69
911 Authority Checking Checking	\$61,950.85	\$0.00	\$0.00	\$61,950.85
General Checking Checking	\$2,273,517.62	\$0.00	\$0.00	\$2,273,517.62
Citizens State Bank:	\$2,720,737.48	\$0.00	\$0.00	\$2,720,737.48

Investment Pool

		Net Bank Balance	Investments	Cash on Hand/ In Transit	Total
Citizens State Bank					
	100120367	\$0.00	\$1,036,407.43	\$0.00	\$1,036,407.43
Citizens State Bank:		\$0.00	\$1,036,407.43	\$0.00	\$1,036,407.43
COLOTRUST					
	CO-01-0646-8001	\$0.00	\$1,026,429.44	\$0.00	\$1,026,429.44
COLOTRUST:		\$0.00	\$1,026,429.44	\$0.00	\$1,026,429.44
Sigma Financial Corporation					
	GTR-041850	\$0.00	\$294,533.18	\$0.00	\$294,533.18
Sigma Financial Corporation:		\$0.00	\$294,533.18	\$0.00	\$294,533.18
		<u>\$2,720,737.48</u>	<u>\$2,357,370.05</u>	<u>\$200.00</u>	<u>\$5,078,307.53</u>

County Sales Tax

	2018	2019	2020	2021	2022	2023 % Change	5yr. Average
January	4,970.71	7,799.87	6,854.79	16,723.50	18,815.24	18,426.92	-2.11%
February	13,859.09	12,885.86	22,860.78	19,987.28	25,634.49	29,745.98	13.82%
March	11,861.72	11,246.33	14,595.18	16,402.87	20,922.98	20,542.77	-1.85%
April	10,399.61	8,857.05	15,280.29	15,820.09	26,540.36		40.39%
May	16,321.32	19,708.91	12,778.47	24,773.54	43,984.48		43.68%
June	4,601.13	5,827.74	9,946.40	17,549.36	10,146.13		-72.97%
July	5,985.49	6,206.92	17,737.22	13,668.65	21,647.93		36.86%
August	6,568.03	13,486.95	10,921.79	32,028.49	26,943.45		-18.87%
September	9,579.78	22,429.05	21,745.79	30,048.75	29,774.28		-0.92%
October	11,057.45	13,774.16	18,726.14	29,953.36	34,135.62		12.25%
November	11,187.78	15,070.58	17,785.19	29,182.27	30,541.07		4.45%
December	5,273.24	7,547.72	17,476.46	19,698.95	17,991.84		-9.49%
Total	111,665.35	144,841.14	186,708.50	265,837.11	307,077.87	68,715.67	13.43%

Year to Date 30,691.52 31,932.06 44,310.75 53,113.65 65,372.71 68,715.67 4.86%

Emergency Services Sales Tax

	2018	2019	2020	2021	2022	2023	% Change	5-Year Ave.
January	5,693.58	22,652.17	22,081.29	35,673.96	42,007.94	38,798.45	(0.08)	32,242.76
February	9,500.78	20,193.73	38,888.47	40,698.37	51,602.55	49,470.71	(0.04)	40,170.77
March	8,924.66	28,148.22	30,899.33	39,142.28	64,129.75	50,505.67	(0.27)	42,565.05
April	22,040.87	52,719.27	32,992.58	39,017.29	54,305.90		0.28	40,215.18
May	23,915.42	32,415.46	28,328.62	53,200.16	64,390.89		0.17	40,450.11
June	13,364.73	17,201.80	20,323.77	38,209.24	36,187.24		(0.06)	25,057.36
July	36,977.68	35,279.36	29,408.23	54,965.11	58,069.60		0.05	42,940.00
August	54,297.30	74,723.11	62,795.11	139,369.81	119,039.47		(0.17)	90,044.96
September	100,795.88	126,269.99	120,650.92	164,773.79	154,524.58		(0.07)	133,403.03
October	82,850.46	103,635.85	108,852.60	139,222.51	142,140.85		0.02	115,340.45
November	88,859.04	101,380.60	107,416.93	136,598.38	133,850.03		(0.02)	113,621.00
December	34,697.06	45,399.97	63,130.77	93,550.49	84,746.99		(0.10)	64,305.06
Total	481,917.46	660,019.53	665,768.62	974,421.39	1,004,995.79	138,774.83	0.03	757,424.56
Year to Date	24,119.02	70,994.12	91,869.09	115,514.61	157,740.24	138,774.83	(0.14)	

Town Sales Tax

	2018	2019	2020	2021	2022	2023 % Change	5-Year Ave.
January	17,803.62	17,777.51	28,417.92	40,358.55	48,401.82	43,654.63	(0.11)
February	24,144.03	26,379.98	39,259.76	45,122.36	56,934.96	49,412.31	(0.15)
March	23,836.90	33,717.73	34,763.49	46,228.85	81,691.27	56,271.57	(0.45)
April	24,868.07	75,356.86	37,422.14	46,611.62	60,354.74		0.23
May	21,945.84	32,071.64	24,839.85	60,352.89	59,047.63		(0.02)
June	17,527.63	21,650.46	22,518.84	43,589.40	41,669.35		(0.05)
July	53,182.66	50,243.72	29,239.56	74,281.24	71,269.47		(0.04)
August	80,166.62	105,875.94	90,106.11	190,977.70	163,532.09		(0.17)
September	151,431.83	179,274.96	170,982.30	233,606.46	217,481.13		(0.07)
October	121,288.07	151,774.01	155,155.28	192,817.13	193,304.52		0.00
November	130,755.88	146,395.83	153,802.89	189,389.35	183,632.90		(0.03)
December	50,151.94	64,974.75	83,368.79	129,991.56	117,612.17		(0.11)
TOTAL	717,103.10	905,493.39	869,876.93	1,293,327.11	1,294,932.05	149,338.51	0.00
Year to Date	65,784.56	77,875.22	102,441.17	131,709.76	187,028.05	149,338.51	(0.25)

Lodging Tax Revenue

	2018	2019	2020	2021	2022	2023	% Change	5 yr. Average
January	126.80	885.93	3,729.44	543.94	1,034.65	8,688.65	88.09%	2,976.52
February	8,318.23	10,816.00	14,088.47	20,282.97	17,982.00	21,651.33	16.95%	16,964.15
March	3,097.25	145.07	454.00	660.00	11,775.69	5,698.15	-106.66%	3,746.58
April	2,002.98	33.00	-	1,489.56	1,091.00		-36.53%	923.31
May	11,375.54	17,612.98	14,069.00	30,651.70	31,766.09		3.51%	21,095.06
June	1,356.34	952.07	300.40	1,007.32	1,525.85		33.98%	1,028.40
July	2,702.84	170.21	573.00	11,854.90	2,241.00		-429.00%	3,508.39
August	11,477.00	14,372.43	13,978.56	57,659.81	31,076.00		-85.54%	25,712.76
September	7,956.78	2,738.12	139.00	248.50	718.26		65.40%	2,360.13
October	666.79	2,848.73	780.48	1,346.59	1,473.79		8.63%	1,423.28
November	43,574.04	47,263.00	58,396.70	76,493.41	71,800.28		-6.54%	59,505.49
December	2,029.95	1,790.37	1,918.52	3,364.85	2,534.04		-32.79%	2,327.55
Total	\$ 94,684.54	\$ 99,627.91	\$108,427.57	\$205,603.55	\$175,018.65	\$ 36,038.13	-17.48%	136,672.44

2023 SALES TAX

	Town		County		Emergency Services	
	Local	Remote	Local	Remote	Local	Remote
January	35,851.36	7,803.27	43,654.63	7,730.04	29,090.76	9,707.69
February	40,783.79	8,628.52	49,412.31	8,003.28	39,076.51	10,394.20
March	49,770.48	6,501.09	56,271.57	7,165.10	41,964.86	8,540.81
April	-	-	-	-	-	-
May	-	-	-	-	-	-
June	-	-	-	-	-	-
July	-	-	-	-	-	-
August	-	-	-	-	-	-
September	-	-	-	-	-	-
October	-	-	-	-	-	-
November	-	-	-	-	-	-
December	-	-	-	-	-	-
Total	126,405.63	22,932.88	149,338.51	22,898.42	110,132.13	28,642.70
						138,774.83

Remote Town Sales Tax - Month Collected					
	2019	2020	2021	2022	2023
January	226.94	2,665.41	7,137.41	18,727.85	6,501.09
February	49,386.28	5,252.72	6,744.78	7,164.49	
March	894.21	4,049.16	10,221.18	9,734.40	
April	852.39	5,391.71	6,870.33	7,026.64	
May	2,696.78	4,983.35	9,701.78	7,962.66	
June	3,444.00	7,827.11	13,826.19	17,869.99	
July	2,981.52	11,801.24	16,736.42	14,542.52	
August	2,652.50	12,441.45	14,756.06	12,933.86	
September	2,286.57	10,544.18	12,717.24	10,280.87	
October	2,018.43	8,487.00	27,347.76	17,708.75	
November	2,827.77	5,994.61	9,195.92	7,803.27	
December	4,688.76	7,310.95	12,788.01	8,628.52	
TOTAL	74,956.15	86,748.89	148,043.08	140,383.82	6,501.09
YTD	226.94	2,665.41	7,137.41	18,727.85	6,501.09

Remote County Sales Tax - Month Collected					
	2019	2020	2021	2022	2023
January	41.21	3,806.85	3,628.40	5,753.99	7,165.10
February	84.44	4,410.17	2,876.38	5,470.91	
March	398.52	3,236.13	4,696.12	20,226.35	
April	151.91	3,304.40	5,449.37	3,221.41	
May	325.95	2,775.50	6,212.46	5,873.38	
June	661.74	2,510.43	7,899.27	7,016.18	
July	861.00	4,350.51	8,226.05	5,981.69	
August	1,050.42	4,023.33	6,509.70	6,176.77	
September	1,028.90	4,221.36	6,365.70	7,226.03	
October	825.95	3,659.87	5,435.83	6,589.09	
November	924.35	2,933.00	7,277.72	7,730.04	
December	9,228.08	4,317.03	6,835.25	8,003.28	
TOTAL	15,582.47	43,548.58	71,412.25	89,269.12	7,165.10
YTD	41.21	3,806.85	3,628.40	5,753.99	7,165.10

Remote Emergency Services Sales Tax - Month Collected					
	2019	2020	2021	2022	2023
January	167.86	4,051.74	6,735.19	15,300.16	8,540.81
February	30,969.48	6,049.12	6,019.09	7,896.61	
March	809.27	4,560.71	9,322.30	18,724.25	
April	628.71	5,443.90	7,699.31	7,612.23	
May	1,892.28	4,857.16	9,945.76	8,646.96	
June	2,570.26	6,471.47	13,577.53	15,552.84	
July	2,405.48	10,111.26	15,600.53	12,826.79	
August	3,702.92	10,307.22	13,290.24	11,943.37	
September	2,075.54	9,243.47	11,926.06	10,941.10	
October	1,780.63	7,604.14	20,488.41	15,185.16	
November	2,348.89	5,585.20	10,295.36	9,707.69	
December	8,712.17	7,274.58	12,263.74	10,394.20	
TOTAL	58,063.49	81,559.97	137,163.52	144,731.36	8,540.81
YTD	167.86	4,051.74	6,735.19	15,300.16	8,540.81

Total Remote Sales Tax - Month Collected					
	2019	2020	2021	2022	2023
January	436.01	10,524.00	17,501.00	39,782.00	22,207.00
February	80,440.20	15,712.01	15,640.25	20,532.01	
March	2,102.00	11,846.00	24,239.60	48,685.00	
April	1,633.01	14,140.01	20,019.01	17,860.28	
May	4,915.01	12,616.01	25,860.00	22,483.00	
June	6,676.00	16,809.01	35,302.99	40,439.01	
July	6,248.00	26,263.01	40,563.00	33,351.00	
August	7,405.84	26,772.00	34,556.00	31,054.00	
September	5,391.01	24,009.01	31,009.00	28,448.00	
October	4,625.01	19,751.01	53,272.00	39,483.00	
November	6,101.01	14,512.81	26,769.00	25,241.00	
December	22,629.01	18,902.56	31,887.00	27,026.00	
TOTAL	148,602.11	211,857.44	356,618.85	374,384.30	22,207.00
YTD	436.01	10,524.00	17,501.00	39,782.00	22,207.00



Willy Tookey <admin@sanjuancolorado.us>

An Invitation from Senator Bennet

2 messages

Senator Michael Bennet <Senator_Bennet@bennet.senate.gov>
To: administrator@sanjuancountycolorado.us

Wed, Mar 15, 2023 at 5:02 PM

A message from Senator Michael Bennet

**MICHAEL BENNET**
U.S. SENATOR *for* COLORADO

Greetings:

Do you need help dealing with the Department of Veterans Affairs, IRS, Social Security Administration, United States Citizenship and Immigration Services, or another federal agency? Do you have a suggestion for Congress that will help your family or community? If so, then I invite you to speak one-on-one with a member of our staff during upcoming office hours.

Date: Thursday, March 30, 2023
Time: 2:00 p.m. to 4:00 p.m.
Location: County Commissioners Meeting Room
1557 Greene Street
Silverton, CO 81433

Coloradans who live in San Juan County are encouraged to schedule an appointment with Jacob Lichty by emailing jacob_lichty@bennet.senate.gov or calling 970-259-1710.

Please include your name, address, phone number, and a brief description of the issue you want to address, as this will help him assist you. If you are already working with someone in our office, please include that information in your email, as well.

You do not need to wait for these office hours to reach out to any of our offices for help. Please call our offices at any time to share your opinions or ask for assistance.

Thanks,

Michael

[Get our weekly newsletter](#)

3/16/23, 9:07 AM

San Juan County Mail - An Invitation from Senator Bennet

261 Russell Senate Office Building
Washington, DC 20510
Phone: (202) 224-5852

1244 Speer Blvd.
Denver, CO 80204
Phone: (303) 455-7600

Senator Michael Bennet <Senator_Bennet@bennet.senate.gov>
To: admin@sanjuancolorado.us

Wed, Mar 15, 2023 at 5:02 PM

[Quoted text hidden]